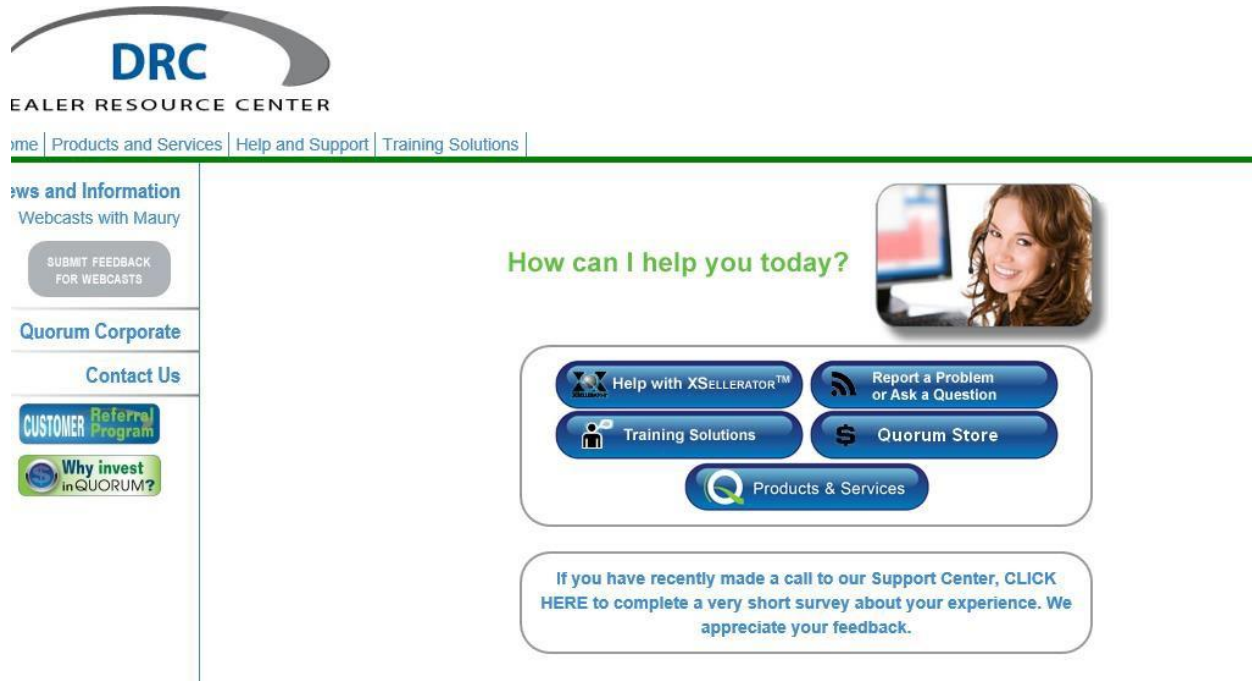


DRC (Dealer Resource Centre) User Guide

QUORUM'S DRC has been around for 15 years. It hosts most of our documentation related to the DMS program broken down to how to document, FAQs and videos.



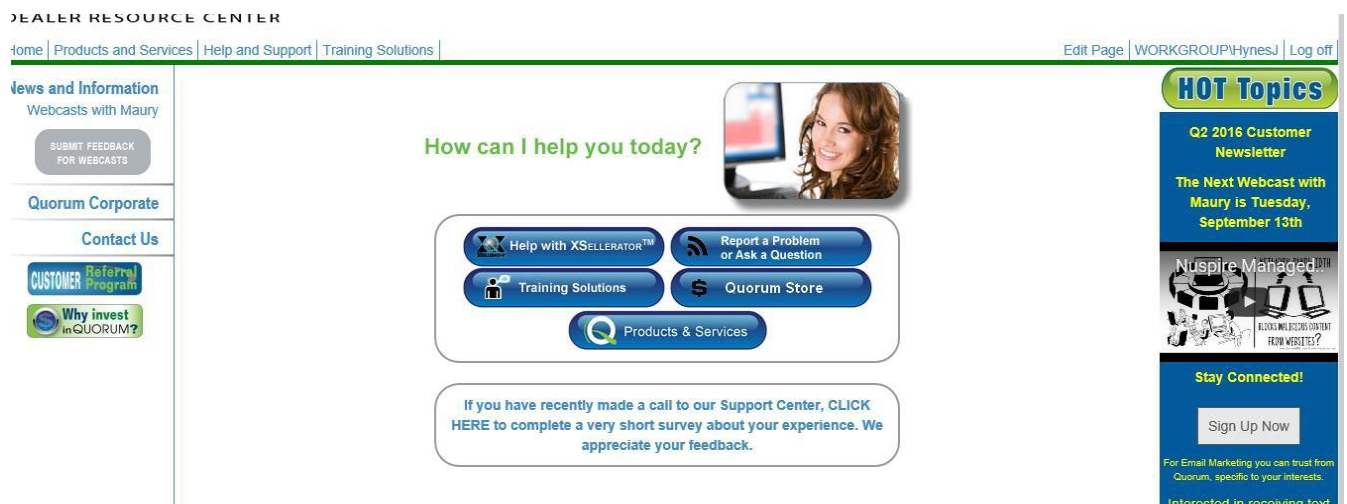
There is no need to remember a different set of credentials as the DRC leverages the same username and password that is used to connect to the DMS server or QCloud Environment.

1. Automated Log In

Simply click help and it will open the DRC automatically no log in required.

2. Log in from outside the DMS server environment

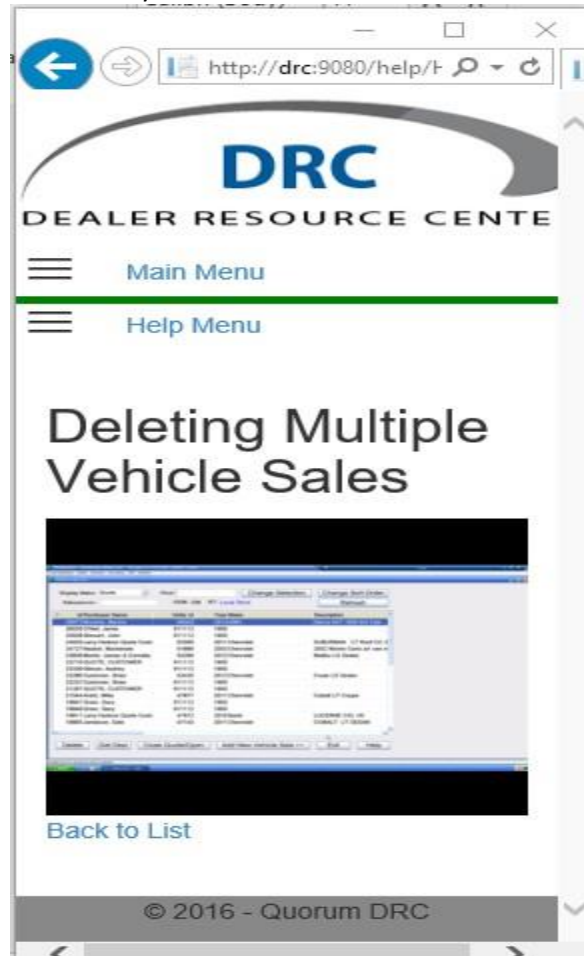
When you access the DRC from outside the server, simply open your browser, go to <https://drc.quorumdms.com> then click the log in button and enter your server username and password you use to log into the DMS.



3. Viewing videos on mobile devices

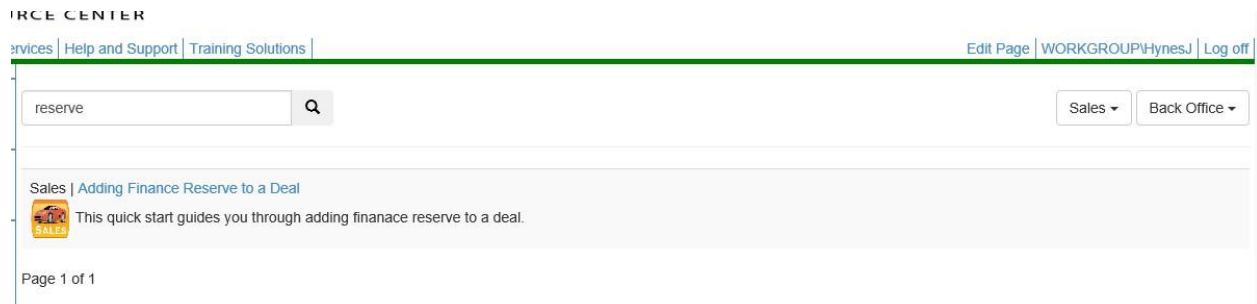
Being able to watch videos on any device is one huge feature. Use a tablet, phone or PC

to review training videos, or quick tip videos from wherever you are. The new DRC will scale to fit your device

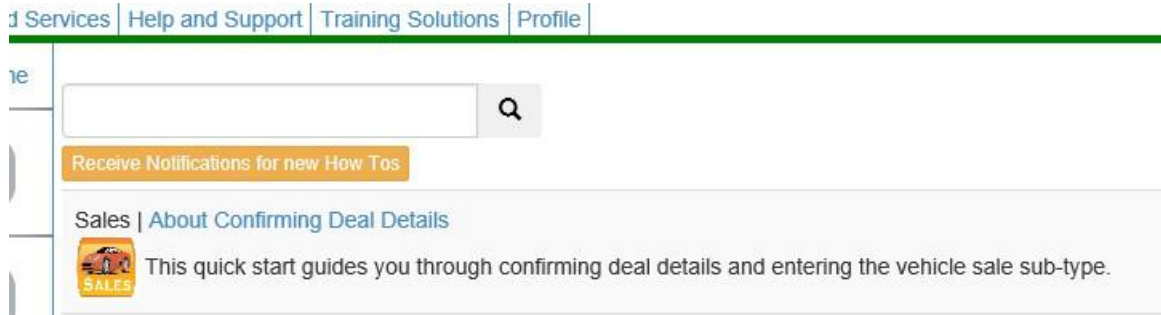


4. Enhanced Search capability

The new DRC will have a search field in all windows so you can filter the help and support area or training solutions and then search within your results



5. Notifications. When content is updated or changed it will notify the users of the DRC

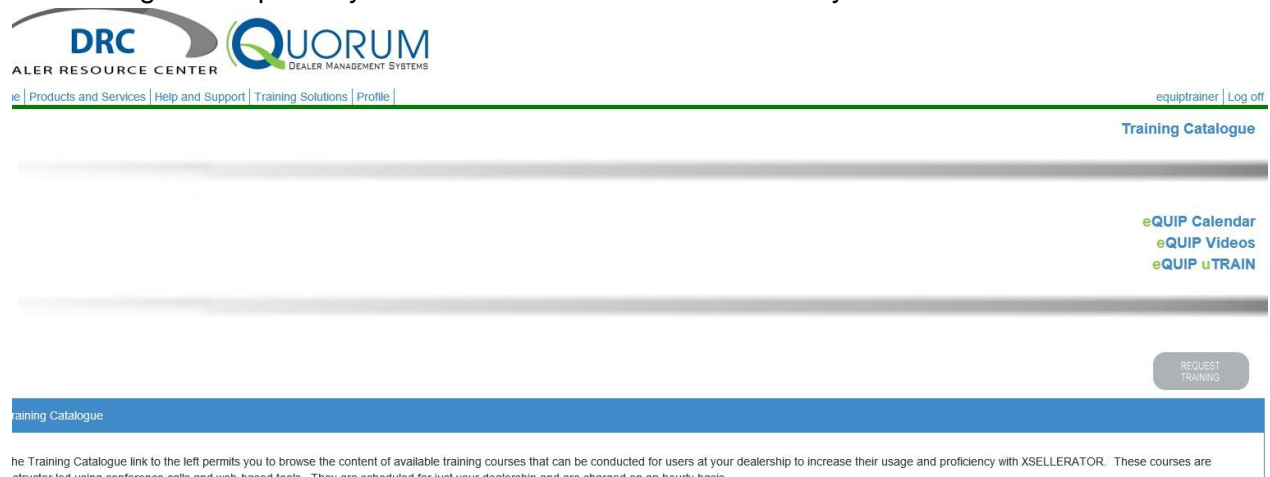


In most windows now you will see a Receive Notifications for new button which you will click on, and it will send an email to the email on your profile.

If you do not have an email on your profile, it will indicate this to you when you hit the button and ask you if you want to enter an email now and take you to your profile.

Troubleshooting

The DRC does not work in with Compatibility mode in Internet Explorer on so the screen may look strange if compatibility view is on for the new DRC and may look like this.

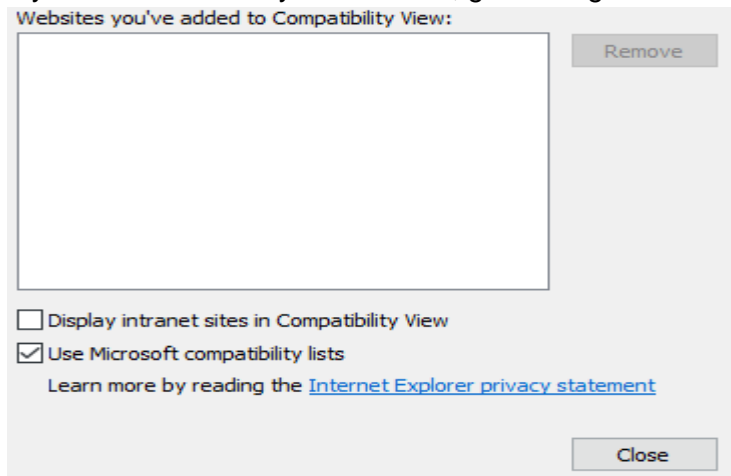


If this is how it displays, there are two ways to fix this

First on the address bar you will see a broken page icon click on that icon and disable compatibility view and the screen will return to normal



If you run IE 11 from your local PC, go to the gear icon and click on Compatibility View settings



If the DRC is shown in the websites you've added to compatibility view, highlight it and click review

Also uncheck Display Intranet site in Compatibility view click close.